

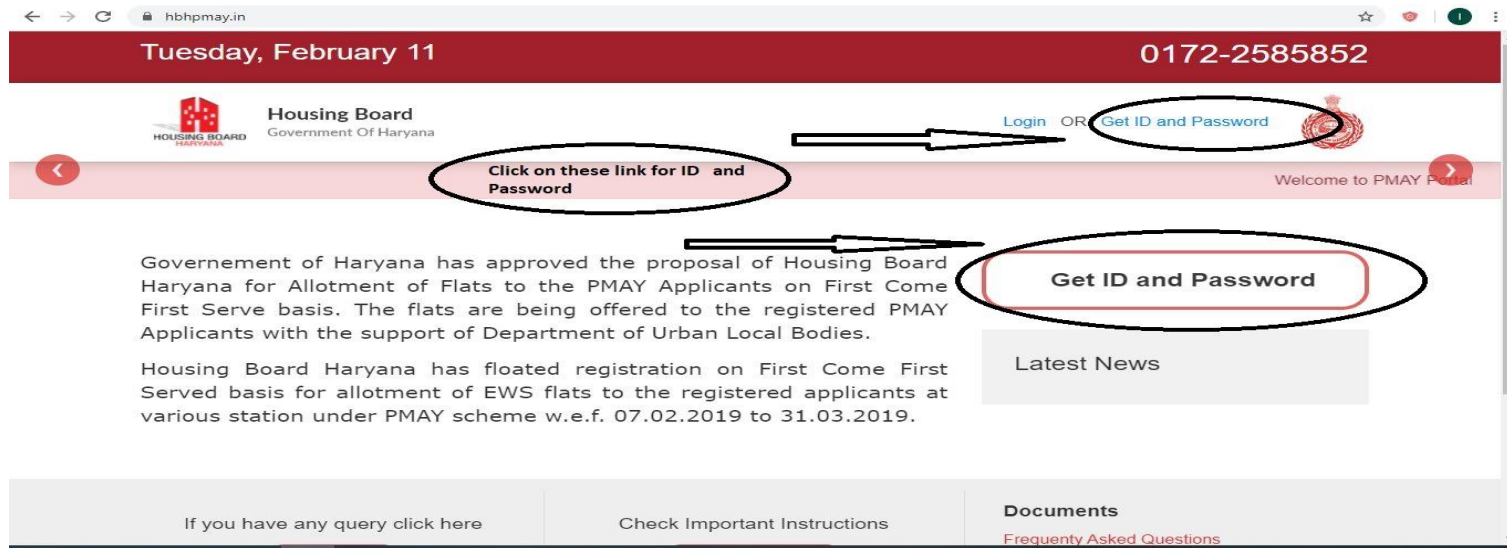
Help Document

For PMAY Online Payment Process

Step 1:- Open the website i.e. <http://hbh.gov.in> and click on **ONLINE PAYMENT** Link and then click on **PMAY Online Payment** button.

The screenshot shows the Housing Board Haryana website. The browser address bar displays "Not secure | hbh.gov.in/Online-Payment". The website header includes the Housing Board Haryana logo, a search bar, and social media links. The main navigation menu is highlighted in yellow, with the "ONLINE PAYMENT" link circled in red. A callout box labeled "1. Click on this link" points to the "ONLINE PAYMENT" link. Below the navigation menu, the breadcrumb trail reads "Home » ONLINE PAYMENT » ONLINE PAYMENT". The main content area is titled "ONLINE PAYMENT" and lists three options: "Online Payment For Sector-20 Panchkula, Pinjore, Kalka and Sector-20 Yamunanagar", "PMAY Online Payment" (circled in red), and "SISOTH Online Payment". A callout box labeled "2. Now Click on this link" points to the "PMAY Online Payment" link. Below the list, a note states: "For the other Schemes the Online Data of Allottees are going on. Allottees are advise to pay their monthly installment to the respective Estate Manager by 10th of every month." On the right side, there is a "NEWS/PRESS RELEASES" section with a headline: "Draw of lots for allotment of Flat Number to successful applicants of Karnal-36(2165 Scheme)" dated July 12, 2019. At the bottom of this section are "View All" and "Archived" buttons.

Step 2:- After clicking on **PMAY Online Payment Button** Link you will redirect the website <https://hbhpmay.in/> where you have to Click on **Get ID and Password** link.



Step 3:- After click on the **Get ID and Password** link you will redirect on the below mention Page. Kindly fill the authentic details of the **Applicants (Ex:- Name, Mobile Number, Flat No.)**. Once the details are matched then click on Submit button, then Applicant get the Text Message on their Mobile number which is filled by the applicant.

The screenshot shows the 'Get ID and Password' form on the hbhpmay.in website. The form is titled 'HOUSING BOARD HARYANA' and has a 'Go Back to Home Page' link. The form contains three input fields: 'Enter Your Name:', 'Enter Your Mobile No.:', and 'Enter Flat No.:'. Each field has a corresponding 'Name Available', 'Mobile Number Available', and 'Flat Number Available' status indicator. A 'Submit' button is located at the bottom of the form. A callout box on the right side of the form contains the text: 'Fill all the authentic details of the applicant there Name, Mobile No and Flat No. Then Click on Submit Button, and you will get your ID and Password on above mention Mobile No.' Arrows point from the callout box to each of the three input fields and the 'Submit' button.

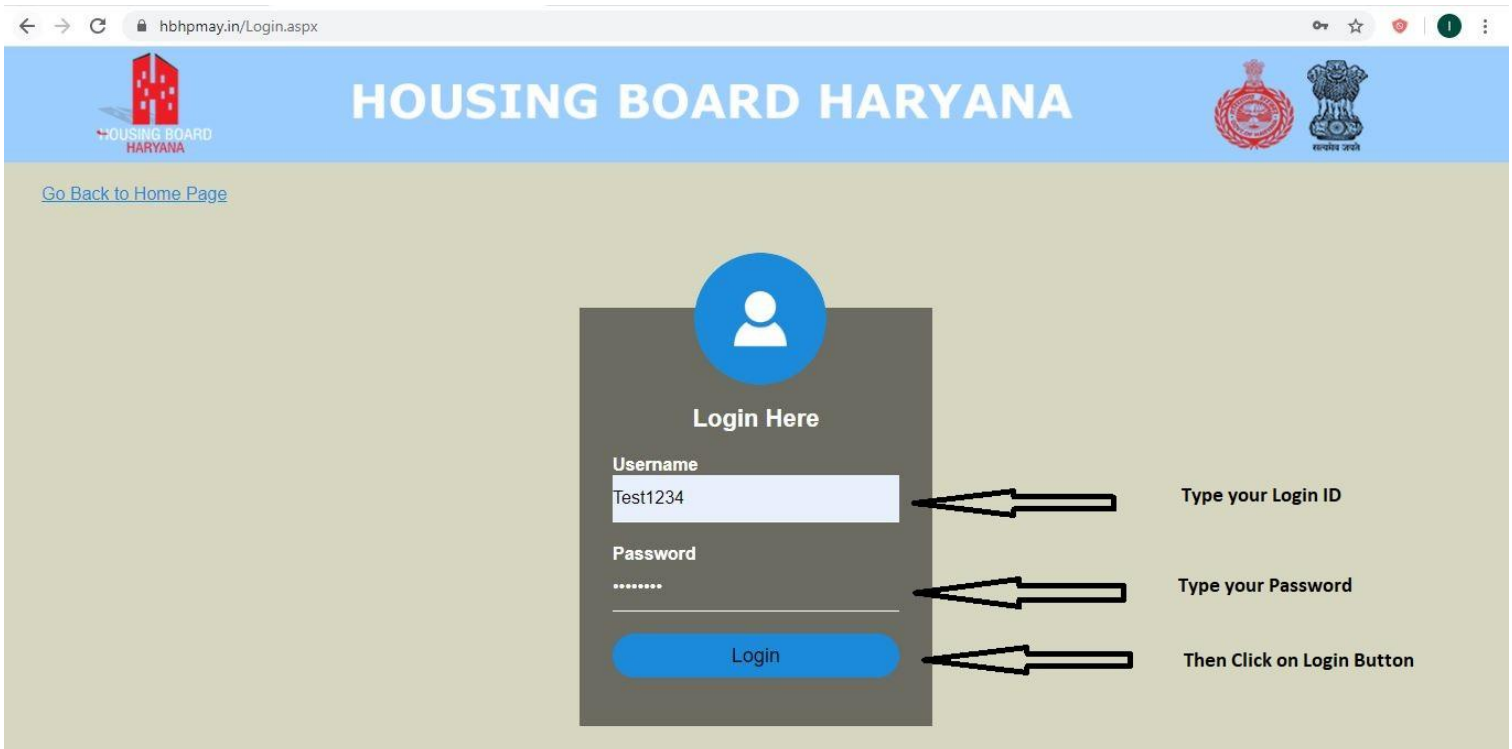
Enter Your Name:	Test	Name Available
Enter Your Mobile No.:	9780188933	Mobile Number Available
Enter Flat No.:	Test	Flat Number Available
<input type="button" value="Submit"/>		

Step 4:- When Applicant get the Login ID and Password, then click on **Go Back to Home Page Link**.



The screenshot shows the Housing Board Haryana website. The header includes the logo and name 'HOUSING BOARD HARYANA' and the state emblem. A link 'Go Back to Home Page' is circled in the top left. A black arrow points from the text 'Click on this Link' to the circled link. Below this is a registration form with fields for 'Enter Your Name:', 'Enter Your Mobile No.:', and 'Enter Flat No.:'. A 'Submit' button is at the bottom of the form. Below the form, it says 'For any query you can mail us on hbh.pmay@gmail.com'.

Step 5:- Then applicant have to login with there ID and Password as below mention page.



The screenshot shows the Housing Board Haryana login page. The header is the same as the previous page. A link 'Go Back to Home Page' is in the top left. The main content is a login form with a blue circular icon of a person. Below the icon is the text 'Login Here'. The form has two input fields: 'Username' with the value 'Test1234' and 'Password' with masked characters '.....'. A blue 'Login' button is at the bottom. Three black arrows point from the text 'Type your Login ID', 'Type your Password', and 'Then Click on Login Button' to the respective fields and button.

Step 6:- When applicant click on Login Button you will redirect on allottee Details Page.



Click Here and You Get the Applicant Details

HOUSING BOARD HARYANA

Home Allottee Details Account Details Help Document Contact Us

Logout

Allottee Details

Flat No:	Test
ULB No:	
Sector:	
Station:	Test
Applicant Name:	Test
Father/Huband Name:	Test Test
Mother Name:	Test
Email ID:	
Mobile No:	9780188933
Gender:	FEMALE
Date of Birth:	26.03.1983
Address:	Label

Step 7:- Then you have to Click on **Allottee Account Details** where you will get all your information (i.e. **Applicant Basic Detail, Already Paid Amount etc.**). You will also see the Pending Payment which you have to Pay by click on **Pay Now** Button.

hbbhpmay.in/AccountsDetail.aspx

PMAYHBH128721

HOUSING BOARD HARYANA

Home Allottee Details Account Details Help Document Contact Us

Check your Applicant Details if there is any mismatch information, kindly mail on hbbh.pmay@gmail.com

Logout

Allottee Details

Flat No:	Test	ULB No:	
Sector:		Station:	Test
Applicant Name:	Test	Father/Husband Name:	Test Test
Mother Name:	Test	Date of Birth:	26.03.1983
Email ID:		Mobile No:	9780188933
Gender:	FEMALE	Application Form No:	8999
Correspondence Address:	Test	Permenet Address:	Test

Payment Receipts Details

Registration Amount:	1	Mode of Payment:	DD	Receipt/DD No:		Date of Payment:	20.03.2019
Pending Amount:	1 Rs.	<p>Your Pending Payment</p> <p>Click Here for Payment</p>					
Click Here To Pay:-	<p>Pay Now</p>						

Already Paid Payment Details

Step 8:- When you click on **Pay Now Button** you will redirect on Paybiz Page where you can pay your payment through Debit Card, Credit Card, Net Banking etc.

secure.payu.in/_payment_options?mihpayid=69a718a6b1c9b6f907bbcbef8d42ee0c

PayU biz

Total Amount Rs. 1.01 Transaction ID: PMAYHBH72466

Transaction Amount: Rs. 1.00
Convenience Fee*: Rs. 0.01
GST (On Convenience Fee) : Rs. 0.00

*Non refundable. Indicative amounts only. Please check exact amount on bank page.

Choose a payment method

Credit Card
Debit Card
Net Banking

Card Type: ☒ VISA ☐ MasterCard ☐ RuPay

Card Number:

Name on Card:

CVV Number: What is CVV number?

Expiry Date: Month Year

Note: In the next step you will be redirected to your bank's website to verify yourself

Pay Now

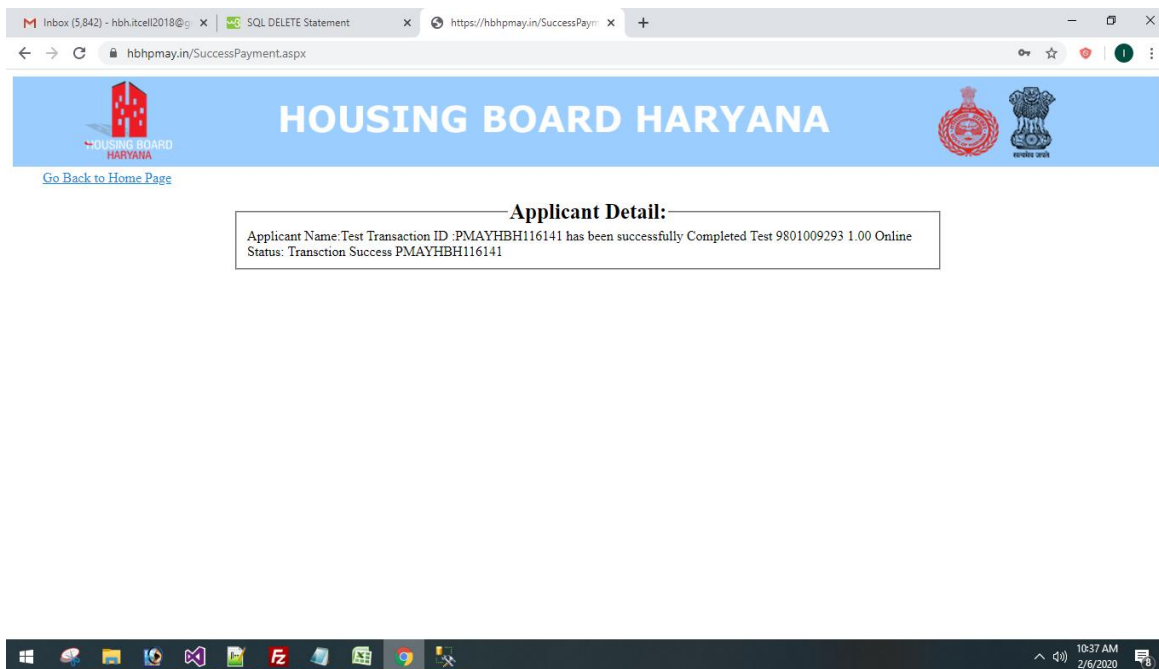
or Go back to <http://hbbh.gov.in>

Note: Making Payment on PayU is 100% safe. Your transaction is processed through a secure https internet connection

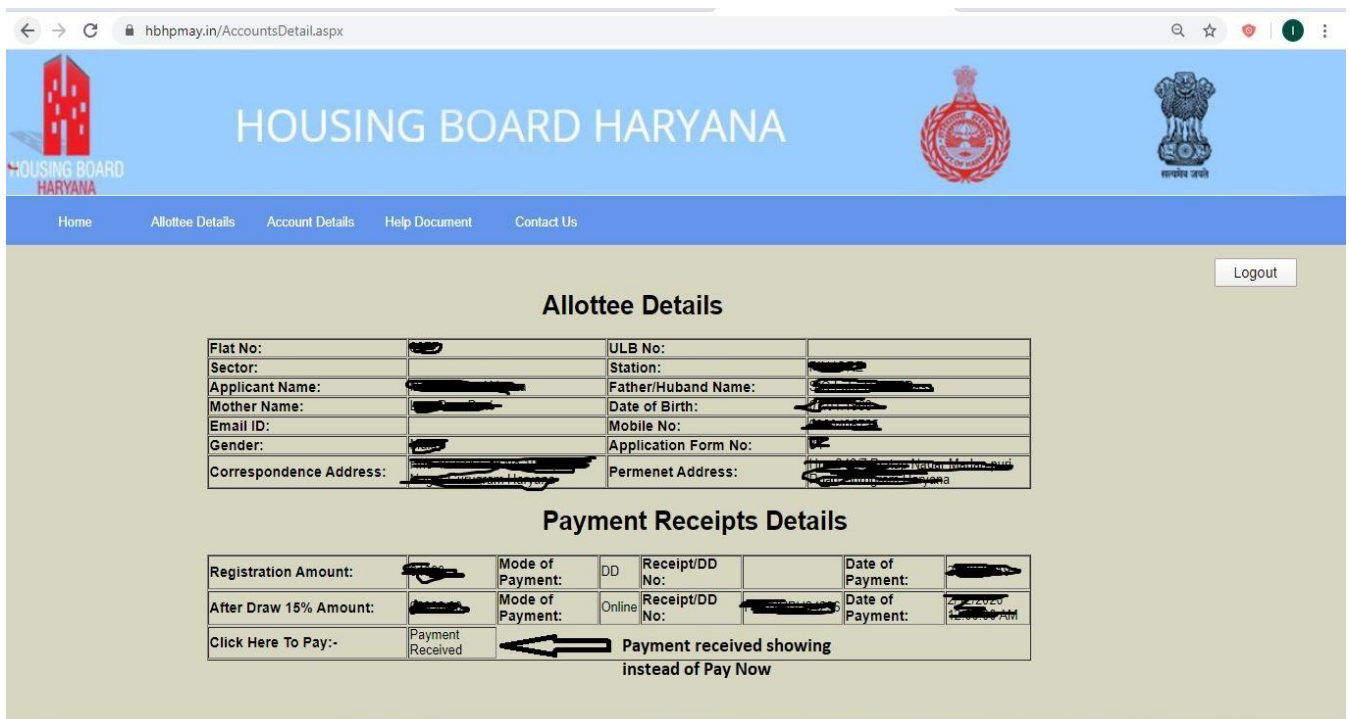
Here You can Choose Payment Option

Fill all the required details

Step 9:- Once your payment has been done, you will redirect on **Successful Page**.



Step 10:- In your **Dashboard** the **Pay Now button** is disappeared. And the Payment has been updated. You see in below attachment **Payment Received** Showing instead of **Pay Now**.



Step 11:- In other case If your payment is deducted from your **Bank Account** and not updating in your **Dashboard**. You have to wait for 24Hours for updating the Payment or you can also send a mail on hbh.pmay@gmail.com regarding payment deduction and not updating in Dashboard.

Thanks & Regards
HBH Team